

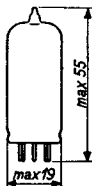
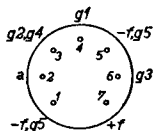
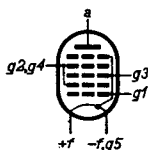
HEPTODE for use as frequency changer in battery sets  
 HEPTODE pour l'utilisation comme changeuse de fréquence dans des appareils batterie  
 HEPTODE zur Verwendung als Mischröhre in Batteriegeräten

Heating: direct by battery current, rectified A.C. or D.C.; series or parallel supply  
 Chauffage: direct par courant batterie, C.A. redressé ou C.C.;  
 alimentation en série ou en parallèle  
 Heizung: direkt durch Batteriestrom, gleichgerichteten Wechselstrom oder Gleichstrom;  
 Serien- oder Parallelspeisung

Parallel supply:  $V_f = 1,4 \text{ V}$   
 Alimentation en parallèle:  $I_f = 0,050 \text{ A}$   
 Parallelspeisung:

Series supply:  $V_f = 1,35 \text{ V}$   
 Alimentation en série:  
 Serienspeisung:

Dimensions in mm  
 Dimensions en mm  
 Abmessungen in mm



Capacitances	$C_a = 7,5 \text{ pF}$	$C_{g1} = 3,8 \text{ pF}$
Capacités	$C_{g3} = 7,0 \text{ pF}$	$C_{ag1} < 0,1 \text{ pF}$
Kapazitäten	$C_{ag3} < 0,4 \text{ pF}$	$C_{g1g3} < 0,2 \text{ pF}$

HEPTODE for use as frequency changer in battery receivers

HEPTHODE pour utilisation en changeuse de fréquence dans des appareils-batterie

HEPTODE zur Verwendung als Mischröhre in Batteriegeräten

Heating : direct by D.C.  
series or parallel supply

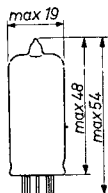
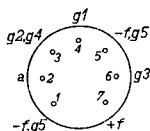
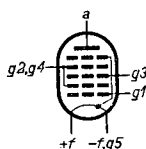
Chauffage: direct par C.C.  
alimentation en série ou en parallèle

Heizung : direkt durch Gleichstrom  
Serien- oder Parallelspeisung

Parallel supply  $V_f = 1,4 \text{ V}$   
Alimentation en parallèle  $I_f = 50 \text{ mA}$   
Parallelspeisung

Series supply  $V_f = 1,3 \text{ V}$   
Alimentation en série  
Serienspeisung

Dimensions in mm  
Dimensions en mm  
Abmessungen in mm



Base, culot, Sockel: Miniature

Capacitances  
Capacités  
Kapazitäten

$C_a = 7,5 \text{ pF}$   
 $C_{g3} = 7,0 \text{ pF}$   
 $C_{g3} < 0,4 \text{ pF}$   
 $C_{g1} = 3,8 \text{ pF}$   
 $C_{g1} < 0,1 \text{ pF}$   
 $C_{g1g3} < 0,2 \text{ pF}$

Operating characteristics  
 Caractéristiques d'utilisation  
 Betriebsdaten

$V_a=V_b$	=	45		90	V
$V_{g2+g4}$	=	45		45	V
$R_{g1}$	=	0,1		0,1	M $\Omega$
$I_{g1}$	=	150		150	
$V_{g3}$	=	0	-9	0	-9
$I_a$	=	0,7	-	0,8	- mA
$I_{g2+g4}$	=	1,9	-	1,9	- mA
$S_c$	=	235	5	250	5 $\mu$ A/V
$R_i$	=	0,6	>10	0,8	>10 M $\Omega$

$V_a=V_b$	=	67,5		90	V
$V_{g2+g4}$	=	67,5		67,5	V
$R_{g1}$	=	0,1		0,1	M $\Omega$
$I_{g1}$	=	250		250	
$V_{g3}$	=	0	-14	0	-14
$I_a$	=	1,4	-	1,6	- mA
$I_{g2+g4}$	=	3,2	-	3,2	- mA
$S_c$	=	280	5	300	5 $\mu$ A/V
$R_i$	=	0,5	>10	0,6	>10 M $\Omega$
$R_{eq}$	=	185	-	195	- k $\Omega$

Limiting values  
 Caractéristiques limites  
 Grenzdaten

$V_a$	= max.	90 V
$W_a$	= max.	0,15 W
$V_{g2+g4}$	= max.	67,5 V
$W_{g2+g4}$	= max.	0,25 W
$I_k$	= max.	5,5 mA
$V_{g3}$ ( $I_{g3} = +0,3 \mu$ A)	= max.	+0,2 V
$R_{g3}$	= max.	3 M $\Omega$

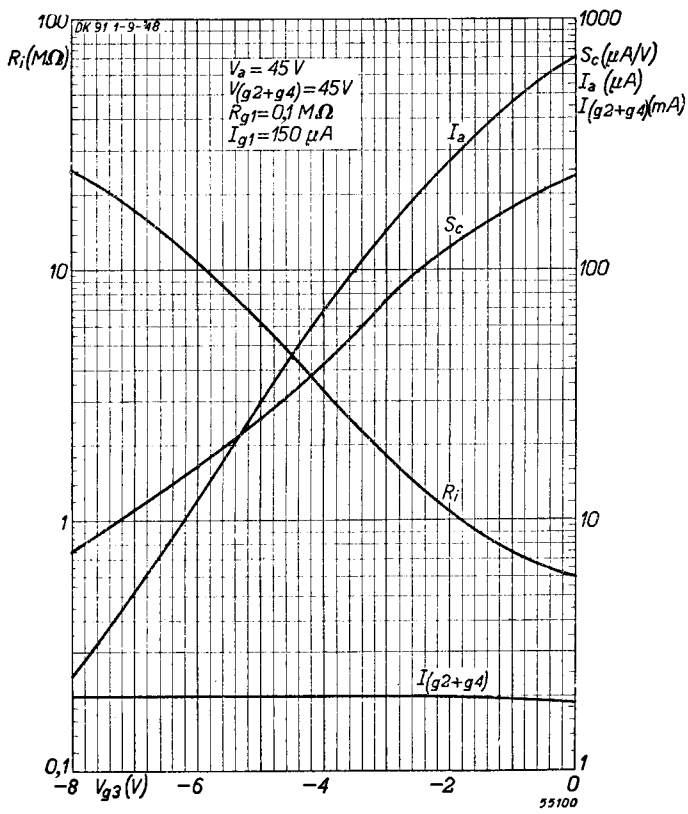
Operating characteristics  
 Caractéristiques d'utilisation  
 Betriebsdaten

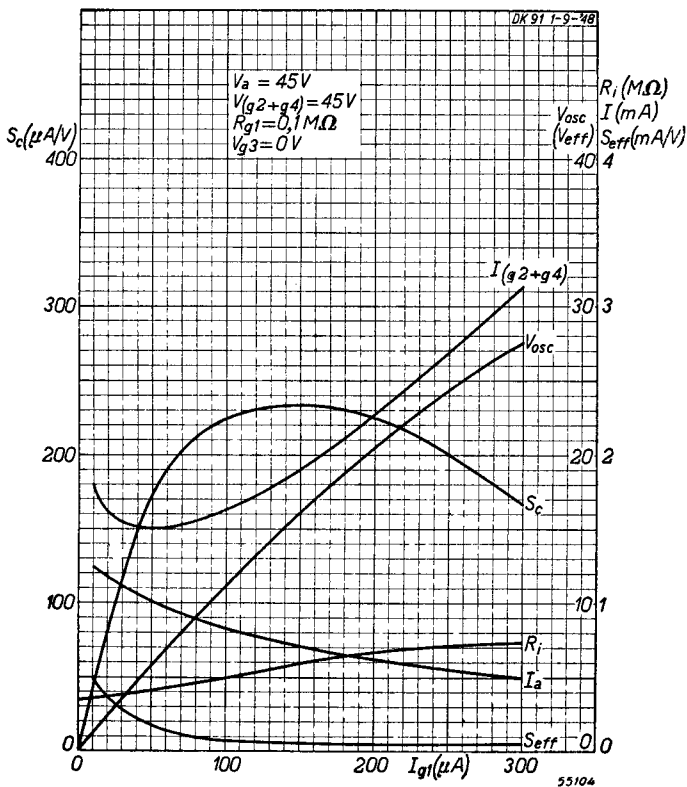
$V_a=V_b$	=	45		90	V	
$V_{g2+g4}$	=	45		45	V	
$R_{g1}$	=	0,1		0,1	MΩ	
$I_{g1}$	=	150		150		μA
$V_{g3}$	=	0	-9	0	-9	V
$I_a$	=	0,7	-	0,8	-	mA
$I_{g2+g4}$	=	1,9	-	1,9	-	mA
$S_c$	=	235	5	250	5	μA/V
$R_i$	=	0,6	>10	0,8	>10	MΩ

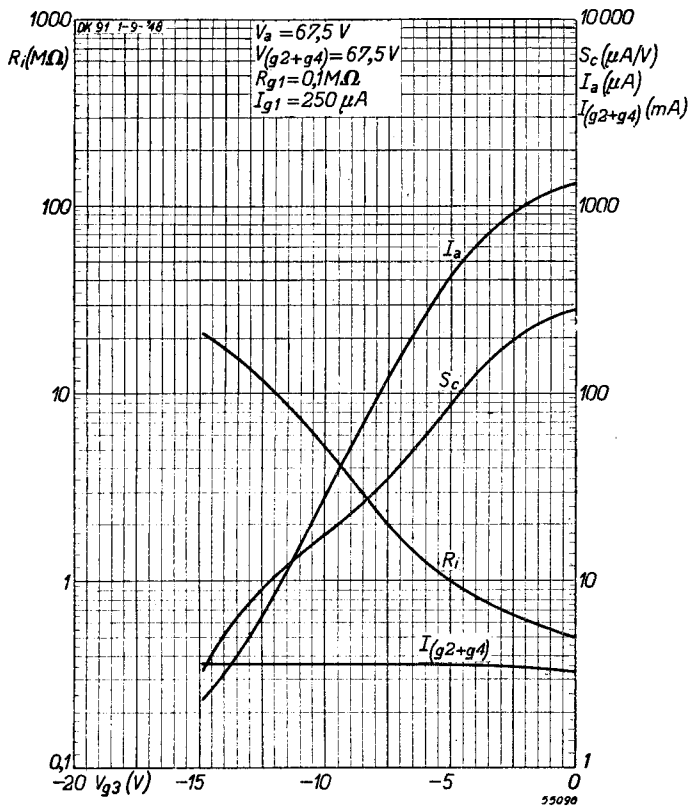
$V_a=V_b$	=	67,5		90	V	
$V_{g2+g4}$	=	67,5		67,5	V	
$R_{g1}$	=	0,1		0,1	MΩ	
$I_{g1}$	=	250		250		μA
$V_{g3}$	=	0	-14	0	-14	V
$I_a$	=	1,4	-	1,6	-	mA
$I_{g2+g4}$	=	3,2	-	3,2	-	mA
$S_c$	=	280	5	300	5	μA/V
$R_i$	=	0,5	>10	0,6	>10	MΩ
$R_{eq}$	=	185	-	195	-	kΩ

Limiting values  
 Caractéristiques limites  
 Grenzdaten

$V_a$	= max.	90	V
$W_a$	= max.	0,15	W
$V_{g2+g4}$	= max.	67,5	V
$W_{g2+g4}$	= max.	0,25	W
$I_k$	= max.	5,5	mA
$V_{g3}$ ( $I_{g3}=+0,3$ μA)	= max.	0,75	V
$R_{g3}$	= max.	3	MΩ
$R_{g1}$	= max.	0,15	MΩ

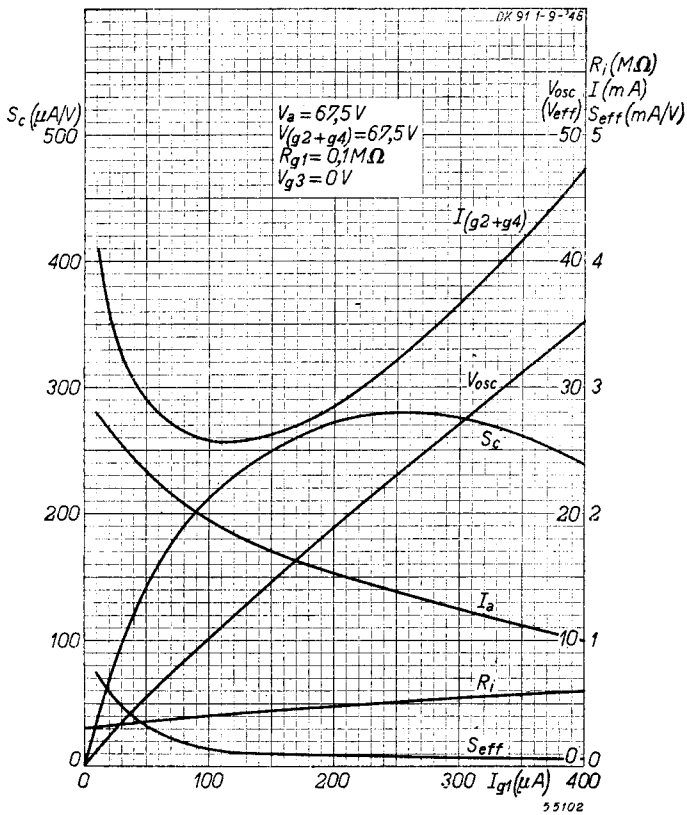


**DK 91****PHILIPS****B**



**DK 91**

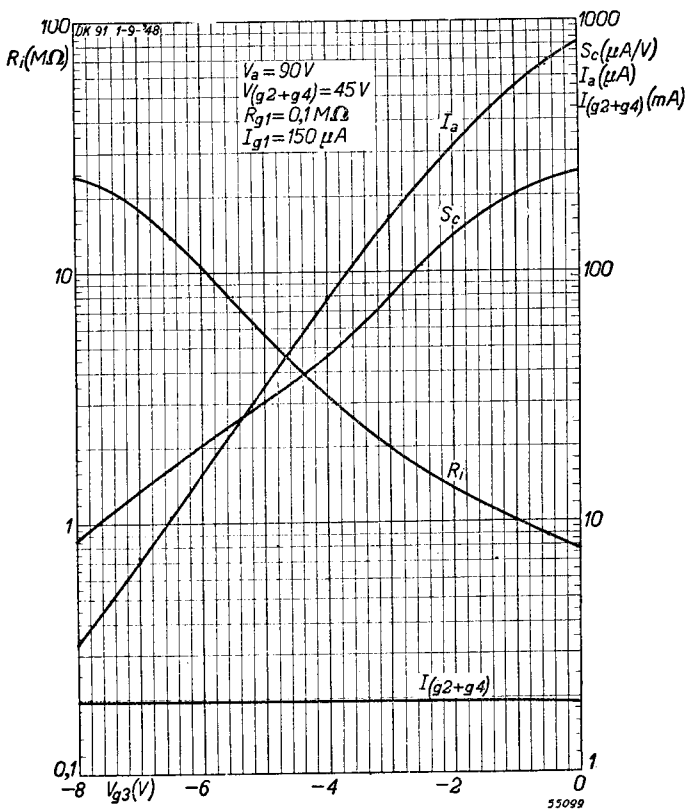
**PHILIPS**



23.10.1948

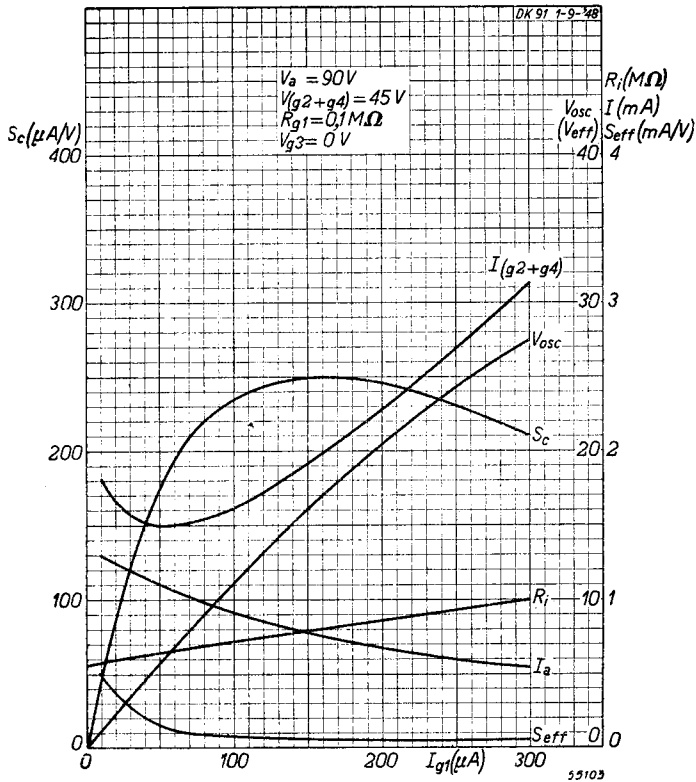
D

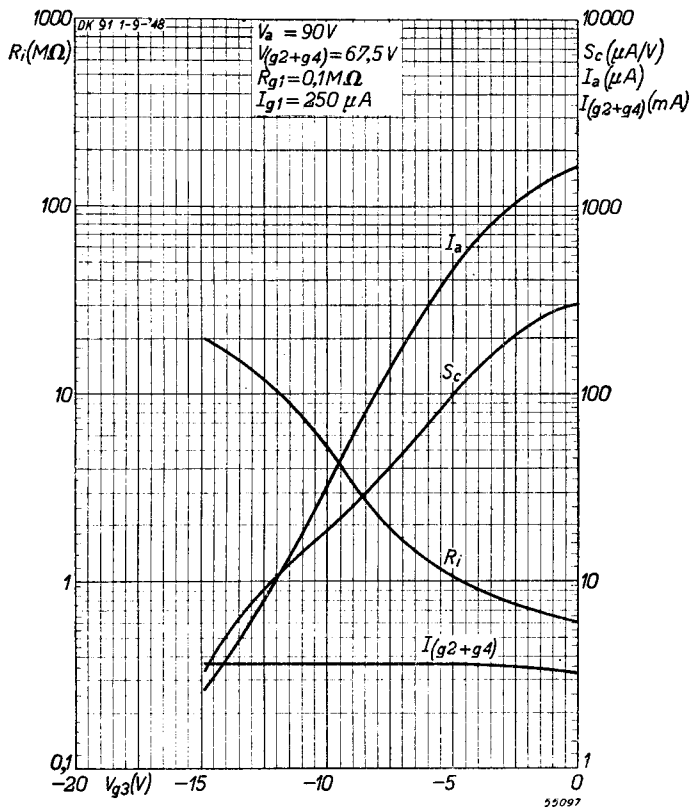




**DK 91**

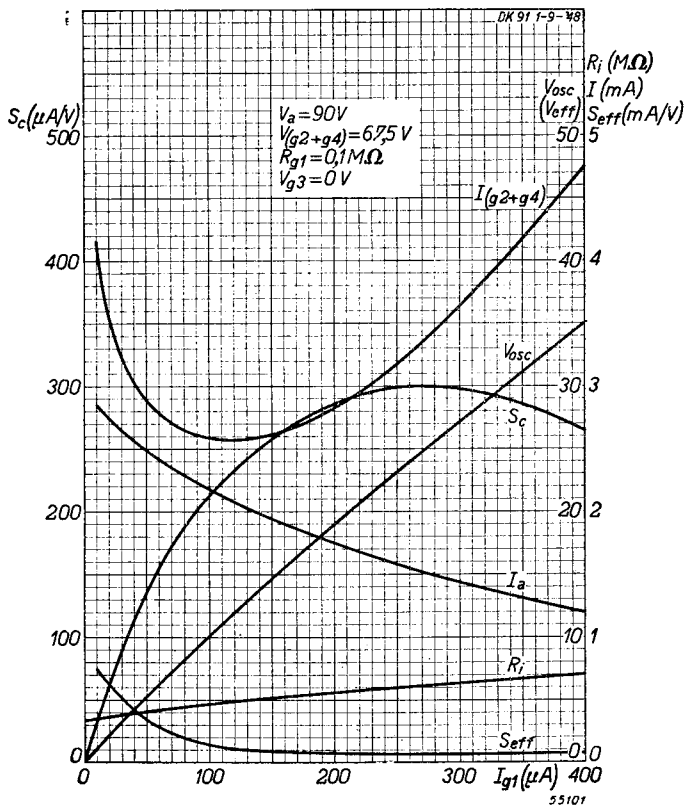
**PHILIPS**



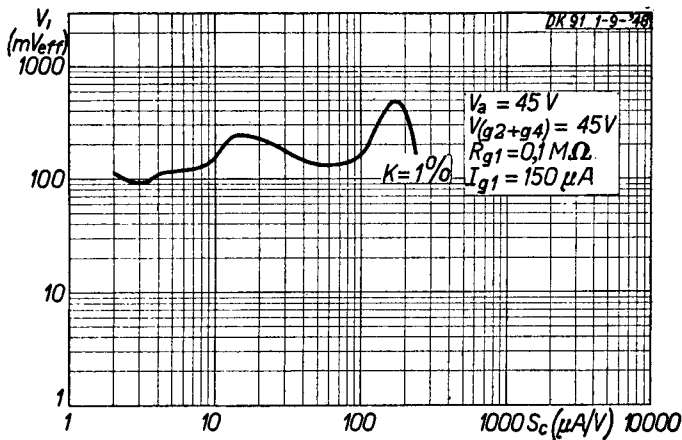


DK 91

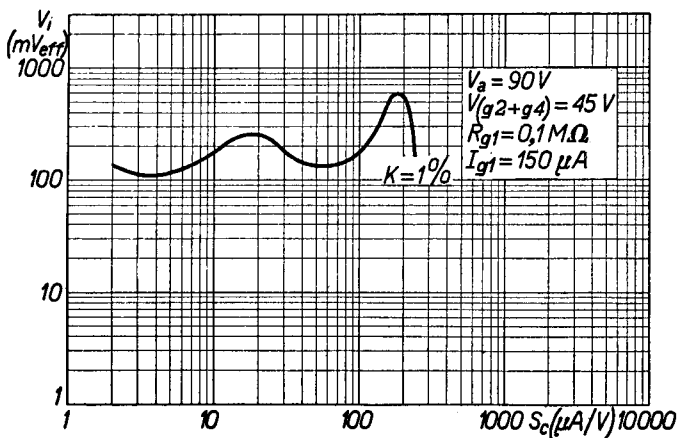
PHILIPS



H

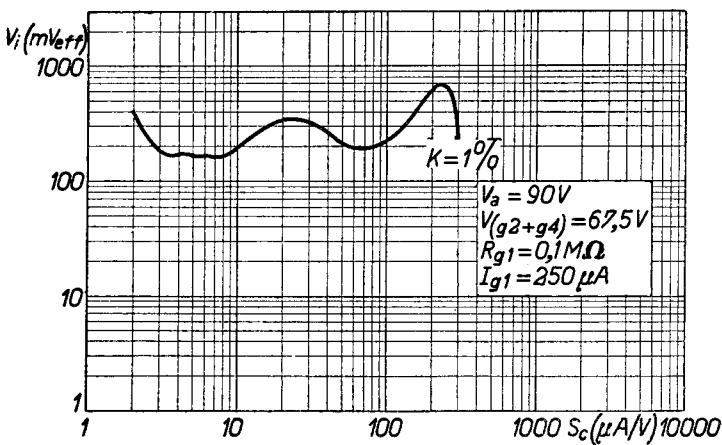
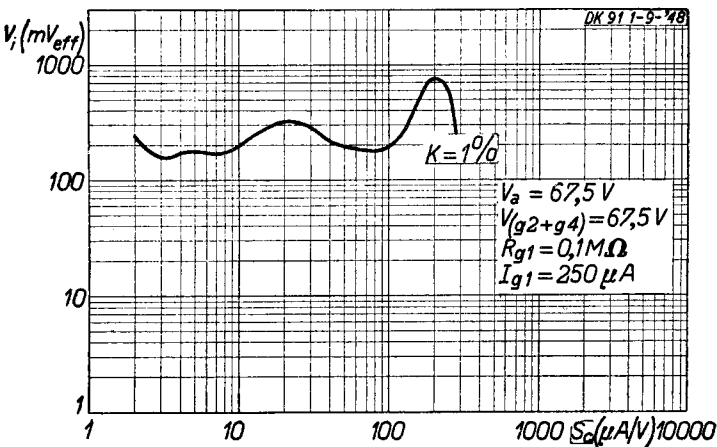


56375



DK 91

PHILIPS



55096

J

**PHILIPS**

*Electronic  
Tube*

**HANDBOOK**

<b>page</b>	<b>DK91 sheet</b>	<b>date</b>
1	1	1949.06.06
2	1	1953.11.11
3	2	1949.06.06
4	2	1953.11.11
5	A	1948.10.23
6	B	1948.10.23
7	C	1948.10.23
8	D	1948.10.23
9	E	1948.10.23
10	F	1948.10.23
11	G	1948.10.23
12	H	1948.10.23
13	I	1948.10.23
14	J	1948.10.23
15	FP	2000.01.21